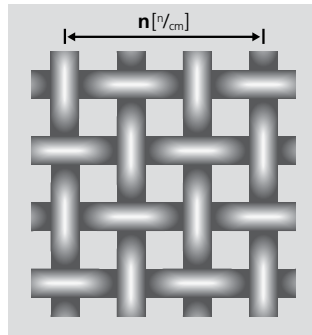


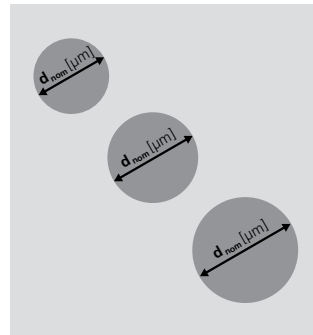
# Definitions

150/380-31 W PW  
 150/380-31 W PW  
 150/380-31 W PW  
 150/380-31 W PW  
 150/380-31 W PW


**Mesh number**  
 Mesh count  $n_{cm}$  150/380-31 W PW  
 Mesh count  $n_{inch}$  150/380-31 W PW  
 Thread- $\varnothing$   $d_{nom}$  150/380-31 W PW  
 Mesh color 150/380-31 W PW  
 Type of weave 150/380-31 W PW  
 (white = W, yellow = Y)



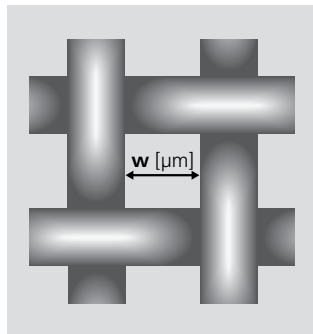
**Mesh count n [1/cm]**  
 The mesh count **n** stands for the number of threads per cm or inch. The tolerance is the defined range of the statistically ascertained mean values of mesh counts.



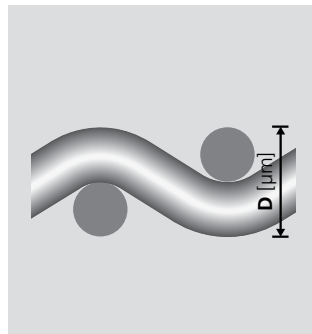
**Thread diameter nominal  $d_{nom}$  [μm]**  
 The diameter  $d_{nom}$  is measured on the thread before weaving.



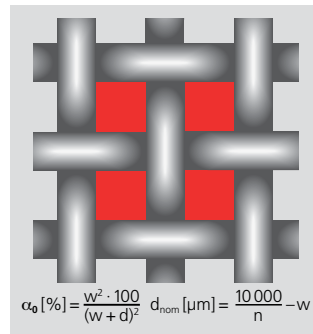
**Weave**  
 The type of weave is either **PW** (plain weave 1:1) or **TW** (twill weave 2:1, 2:2)



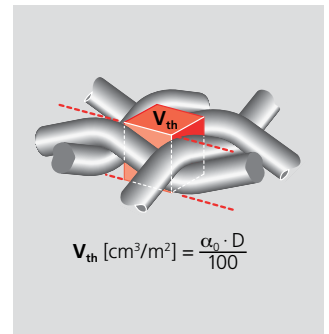
**Mesh opening w [μm]**  
 The mesh opening **w** is the distance between two adjacent warp or weft threads.



**Mesh thickness D [μm]**  
 The mesh thickness **D** is measured according to DIN 53855-1. The tolerance is the defined range of the statistically ascertained mean values of mesh thickness.



**Percentage of open area  $\alpha_0$  [%]**  
 The percentage of open area  $\alpha_0$  is the sum of all mesh opening areas expressed as a percentage of the total screen area. It is calculated from the mean value of mesh openings and the actual diameter of the threads.



**Theoretical ink volume  $V_{th}$  [cm<sup>3</sup>/m<sup>2</sup>]**  
 The theoretical ink volume  $V_{th}$  is calculated from the mesh thickness **D** and the percentage of open area  $\alpha_0$ .

The abbreviations correspond with DIN Norm 16 611. All values correspond to unstretched mesh.

**Note**  
 The product data stated here and our advice on application technology, in verbal and written form and on the basis of tests and experiments, are provided to the best of our knowledge and belief; however, this information must be regarded as non-binding. It is based on our current knowledge and experience, and on standardized process and test conditions as per DIN standards 16610 / 16611 / 53804 / 53855-1 and ISO 13934-1. As many variations may occur due to each specific application, we are unable to provide an overall assessment regarding the range of fluctuations for processes and follow-up processes (i.e. parameters, interactions with materials and machines used, and chemical reactions). For this reason, the parameters we recommend should be understood merely as values for guidance purposes. All the illustrations, descriptions, data, diagrams and tables, etc., shown here may change without prior notice, and they do not represent the contractually agreed characteristics of the product. It is impossible for us to have control over the post-processing of our products, so the user is solely responsible in this regard.  
 Our products are sold and distributed in accordance with the latest version of our General Terms and Conditions of Sale and Delivery.



**Sefar AG**  
 Hinterbissastrasse 12  
 CH-9410 Heiden  
 Phone +41 71 898 57 00  
 Fax +41 71 898 57 21  
 printing@sefar.com  
 www.sefar.com